
3-Way Calling

What is it?

You can conduct a 3-way conversation on the Page Plus handset.

How much does it cost?

Airtime and other normal charges, which may include international toll charges, will apply for both calls until you disconnect the call. Essentially, with 3-Way Calling, you simply incur charges for two calls.

How do I add it to my plan?

3-Way Calling is automatically included with Page Plus service.

How do I use it?

1. While on a call, dial the number of the other person to conference in and press the **SEND** button.
2. The first person you were talking to will be put on hold automatically while the second call is made.
3. When the second person answers, press the **SEND** button to create a conference call.
4. If the second person does not answer, press the **SEND** button twice to end the connection and go back to the person you were talking to initially.
5. To end both conversations completely, press the **END** button.

BREW (App Store)

What is it?

With BREW you can download specific applications (apps) to your mobile phone. Use BREW to download ringtones, wallpapers, games and all kinds of apps like weather updates, horoscopes or language translators.

How much does it cost?

There are two cost components to downloading an application using BREW. The first is the cost of the application itself, which can range from free to \$13. The second component is the cost of the data used to download the app. This can range from 1¢ to a maximum of \$1 per download.

A minimum balance of \$15 is required to download an app using BREW.

How do I add it to my plan?

BREW is automatically available to all Page Plus customers with a "BREW-capable" phone that is Page Plus supported for BREW. This list will help you determine if your phone is BREW-capable:

Motorola handsets:



You will find BREW either by choosing **brew** from the Main Menu or pressing the right directional arrow.

LG handsets:

You will find BREW either by choosing "BREW" from the Main Menu or pressing the right directional arrow.

Samsung handsets:

You will find BREW either by choosing "Brew Apps" from the Main Menu or pressing the right directional arrow.

How do I use it?

1. Once in BREW, you will be taken to a page that shows a "shopping cart" icon as well as any BREW applications that have been downloaded previously.
2. Highlighting the shopping cart icon and pressing "OK" will direct you to the catalog from which you can make purchases.

Call Forwarding

What is it?

You can have calls automatically forwarded to any other domestic phone number. The Page Plus phone will not ring while calls are being forwarded. Once Call Forwarding is activated, all inbound calls will continue to be forwarded until Call Forwarding is deactivated (see how to deactivate below).

How much does it cost?




Forwarded calls incur standard airtime charges for the duration of your call. For instance, if you receive a 2-minute call while your calls are forwarded, you will be billed for two minutes of airtime.

How do I add it to my plan?




Call Forwarding is automatically included with Page Plus service.

How do I use it?

To Activate:

1. Press .
2. Enter the phone number where you want calls to be forwarded. (e.g. *72-419-382-8603).
3. Press the  button and wait for confirmation. You should hear a confirmation tone or a message.
4. Press the  button.

To Deactivate:

1. Press .
2. Press the  button and wait for confirmation. You should hear a confirmation tone or a message.
3. Press the  button.

Caller ID

What is it?

Caller ID displays the number of the party calling you.

How much does it cost?

Caller ID is free to all Page Plus Customers.

How do I add it to my plan?

Caller ID is automatically included with Page Plus service.

How do I use it?

Simply look at the display of your phone before answering a call to see what number is calling.

Caller ID Blocking

What is it?

Caller ID Blocking prevents your mobile number from being displayed when you call another number that has the Caller ID service.

How much does it cost?

Caller ID Blocking is free to all Page Plus Customers.

How do I add it to my plan?

Caller ID Blocking is automatically available with Page Plus service.

How do I use it?

To use the Caller ID Blocking service on a per-call basis, simply dial *67 and then the number you wish to call.

If you would like the Caller ID Blocking service active for every call, contact customer service at (800) 550-2436 to add the Caller ID Blocking service to your account.

Should you want to allow your phone number to be displayed on a per-call basis (overriding the Blocking service for that call), simply dial *82 and then the number you wish to call.

Call Waiting

What is it?

Call Waiting alerts you when a third party attempts to reach you while you are on a call. Call Waiting also allows you to switch between multiple inbound calls.

How much does it cost?

With Call Waiting, you simply pay for all simultaneous inbound calls at your normal Page Plus plan rate.

How do I add it to my plan?

Call Waiting is automatically included with Page Plus service.

How do I use it?

When another call comes in, simply press the **SEND** button to switch to the new caller and the first caller will be put on hold automatically. To switch between callers, press the **SEND** button.

Direct International Dialing

What is it?

Direct International Dialing allows you to call over 100 countries directly from your Page Plus phone.

How much does it cost?

All direct-dialed international calls are billed at \$1.50 per minute, with the following exceptions:

- Canada, Guam: 34¢ per minute
- Mexico (landline): 34¢ per minute
- Mexico (cellular): 49¢ per minute
- Puerto Rico: 12¢ per minute

How do I add it to my plan?

Direct International Dialing is automatically included with Page Plus service.

How do I use it?

1. Dial 011
2. Dial the code for the desired country, possibly followed by a 1 (dependent on the country)
3. Dial the number you wish to call
4. Press the **SEND** button

Example 1:

- You wish to call the "Hotel du Louvre" in Paris, France.
- The country code for France is 33, a 1 is required.
- The phone number for the hotel is 44 58 38 01.
- Dial 011 33 1 44 58 38 01 and press the **SEND** button.

Example 2:

- You wish to call the "Hotel Oceano Copacabana" in Rio de Janeiro, Brazil.
- The country code for Brazil is 55, a 1 is not required.
- The phone number for the hotel is 2125 4842 60.
- Dial 011 55 2125 4842 60 and press the **SEND** button.

International Roaming

What is it?

International Roaming allows you to use your Page Plus phone outside the United States.

How much does it cost?

The cost for International Roaming depends on the country you are in:

Country	Voice Calls (per minute)	Send Text (per message)	Receive Text (per message)
Bermuda	\$1.10	50¢	25¢
Canada	60¢	50¢	25¢
Mexico	\$1.10	50¢	25¢
Puerto Rico & US Virgin Islands	60¢	50¢	25¢

How do I add it to my plan?

International Roaming is automatically included with Page Plus service.

How do I use it?

When traveling in a supported country (listed above), simply use your phone normally.

International Text Messaging (SMS)

What is it?

International SMS Text Messaging allows you to send text messages to over 90 different countries.

How much does it cost?

The cost for sending an international text message varies depending on your service plan:

- On the Standard Plan, international texting is 20¢ per message sent.
- On any Talk n Text Plan, international texting is 20¢ per message sent.
- On the Unlimited Nights & Weekends or Unlimited 24/7 Plan, international texting is 35¢ per message sent.

How do I add it to my plan?

International SMS Text Messaging is automatically included with Page Plus service.

How do I use it?

To learn how to send a text message, or to learn how to read a text message that you have received, please consult the user guide for your phone.

Picture/Video Messaging (MMS)

What is it?

MMS stands for Multimedia Messaging Service and allows you to send text messages combined with pictures, sound, and video.

How much does it cost?

There are two cost components for sending an MMS message. The first is a per-event charge of 25¢ per message sent or received. The second component is the cost of the data used to transport the message, which varies by MMS message and is billed at \$0.0012 per kilobyte .

How do I add it to my plan?

To activate MMS Messaging, contact customer service at (800) 550-2436. NOTE: You must have a "MMS-capable" phone to send or receive MMS messages.

How do I use it?

To learn how to send an MMS message, or to learn how to view an MMS message that you have received, please consult the user guide for your phone.

No Answer/Busy Transfer

What is it?

You can have calls automatically transferred to any other domestic phone number when you are unavailable. The Page Plus phone will continue to ring normally while No Answer/Busy Transfer is active, however should your number ring busy, or if you do not answer the call, the call will then be transferred automatically to the number you specified.

How much does it cost?




No Answer/Busy Transfer calls incur standard airtime charges for the duration of your call. For instance, if you receive a 2-minute call while your calls are transferred, you will be billed for two minutes of airtime.

How do I add it to my plan?




No Answer/Busy Transfer is automatically included with Page Plus service.

How do I use it?

To Activate:

1. Press .
2. Enter the phone number to which you want calls to be forwarded. (e.g. *71-419-382-8603).
3. Press the  button and wait for confirmation. You should hear a confirmation tone or a message.
4. Press the  button.

To Deactivate:

1. Press .
2. Press the  button and wait for confirmation. You should hear a confirmation tone or a message.
3. Press the  button.

Premium Text Messaging (PSMS)

What is it?

Premium Text Messaging (PSMS) allows you to use text message-based subscription services (e.g., *Weather On-Demand*) and "one-time events" (e.g., *American Idol* voting).

How much does it cost?

PSMS is billed in three parts: a "Premium" charge, a "Transport" charge, and the regular fee for text messages. The "Premium" charge is variable and is charged by the "Content Provider", or third-party company that is providing the subscription service (or is hosting the "one-time event"). The "Transport" charge is charged by Page Plus, as is the regular fee for text messages. The "Transport" charge is 99¢ per PSMS sent or received, and the regular fee for text messages depends on your service plan.

How do I add it to my plan?

To activate PSMS Messaging, contact customer service at (800)550-2436.

How do I use it?

To use PSMS Messaging, simply send an SMS message to the short code provided by the Content Provider.

How do I cancel my subscription to a PSMS Service?

If you want to cancel a subscription-based service that you receive via PSMS, simply send an SMS message to the appropriate short code provided by the Content Provider. Your message should consist only of one of the following words:

- Cancel
- End
- Quit
- Stop

Text Messaging (SMS)

What is it?

SMS stands for Short Message Service and is commonly known as Text Messaging. Text Messaging allows you to send and receive short text messages directly on a two-way messaging-capable phone. Each message is limited to 160 characters in total length.

How much does it cost?

The cost for SMS Text Messaging varies between 0¢ and 15¢ per message sent or received, depending on your service plan.

How do I add it to my plan?

SMS Text Messaging is automatically included with Page Plus service.

How do I use it?

To learn how to send a text message, or to learn how to read a text message that you have received, please consult the user guide for your phone.

Voice Mail

What is it?

Voice Mail works like an answering machine for your Page Plus phone. Voice messages to you can be retrieved from a Voice Mailbox.

How much does it cost?


Voice Mail is automatically included with Page Plus service. Calls you place to your Voice Mailbox from your Page Plus phone will simply cost you the airtime for the call.

How do I add it to my plan?

Voice Mail is automatically included with Page Plus service.

How do I use it?

To access your Voice Mailbox, dial #738 from your Page Plus phone, and then enter your password when prompted. Alternatively, you can access the voice mailbox remotely:

1. Call your Page Plus phone from another number, such as a home phone.
2. Wait to hear your greeting.
3. Press the  button to access the Voice Mailbox, and then enter your password when prompted.

Mobile Web (WAP)

What is it?

WAP stands for Wireless Application Protocol and it is the method by which Page Plus "WAP 2.0 Capable" phones connect to the Internet. WAP is also known as "Wireless Internet" or "Wireless Web". WAP allows you to navigate the Internet on your mobile phone.

How much does it cost?

The cost for WAP varies by the amount of data that is transmitted and received during the WAP session and depends on your service plan. Page Plus offers plans that include various amounts of data usage at no additional charge, while other plans charge you for data as you use it (\$0.0012 per kilobyte, rounding up to the nearest cent).

How do I add it to my plan?

To activate WAP, contact customer service at (800) 550-2436.

How do I use it?

To learn how to use mobile web features, please consult the user guide for your phone.